Practce Questons for Naglieri Nonverbal Ability Test®-Second and Third Editon (NNAT®-2 and 3) 1st Grade

When your child takes the NNAT®2 test, very litle verbal explanaton is given to them to explain how to solve the "puzzle." Instead, the child must look at the problem itself for visual cues as to how it should be solved.
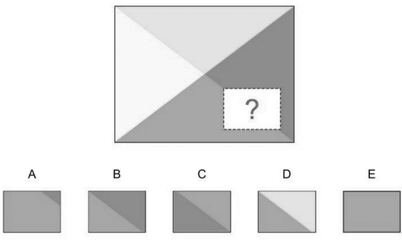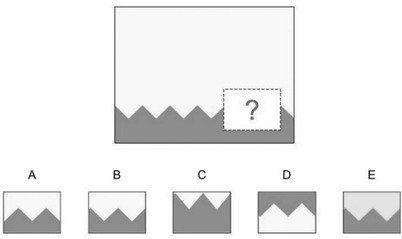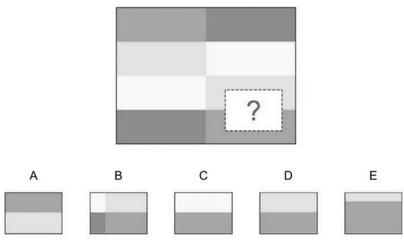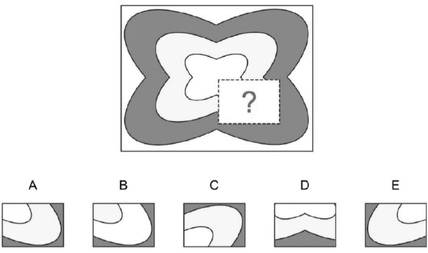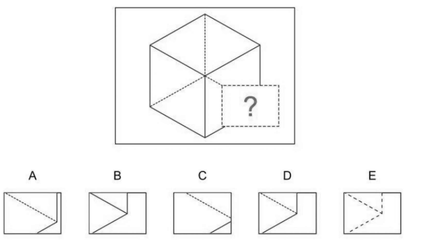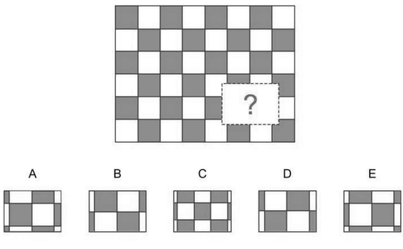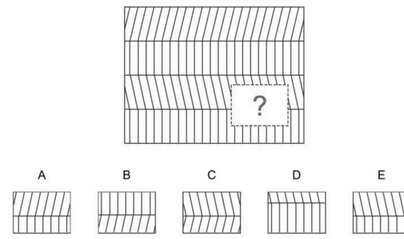
If your child needs more detailed explanaton as to how these "puzzles" work, here is how you might explain the three diŽerent types of questons in detail: Look at the patern on top. A piece has been taking out of it. Choose the piece below the patern that goes where the queston mark is in order to complete the patern.