


# Free 2nd Grade Practice Questions

When your child takes the NNAT®2 test, very little verbal explanation is given to them to explain how to solve the “puzzle.” Instead, the child must look at the problem itself for visual cues as to how it should be solved.



A



B




C



D



E



A



B




C



D



E



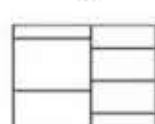
A




B




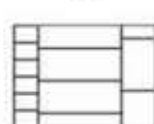
C



D



E



A




B



C




D



E




A



B



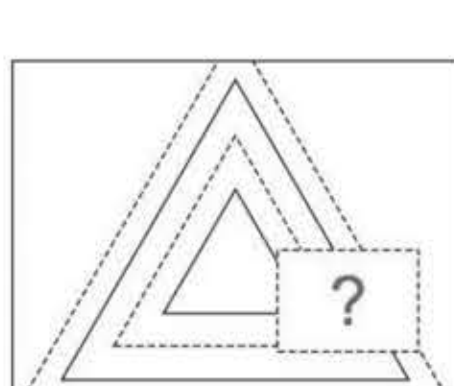
C



D



E



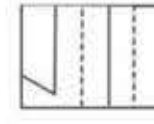
A



B



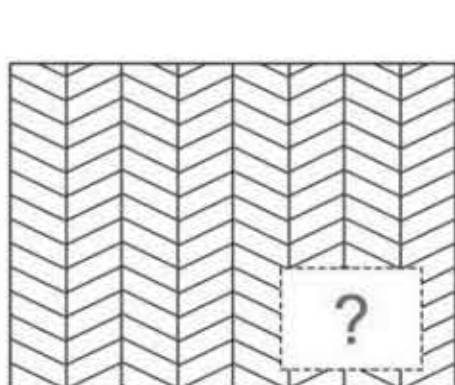
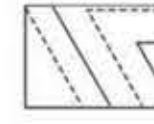
C



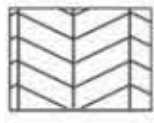
D



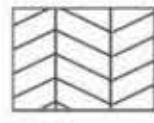
E



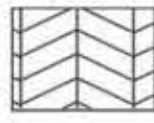
A



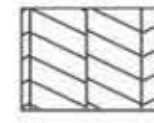
B




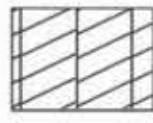
C



D



E



A



B



C



D



E

