

## 1MD4.1

### Multiple Choice

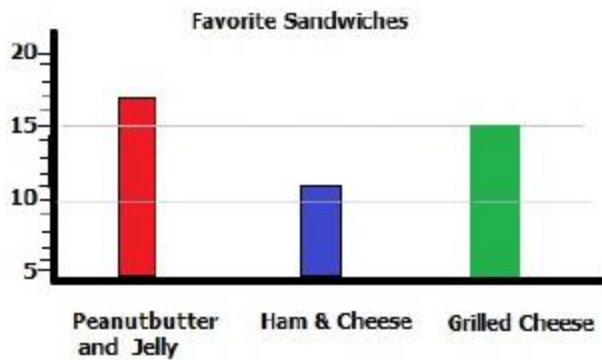
Identify the choice that best completes the statement or answers the question.

1. What is this chart measuring?



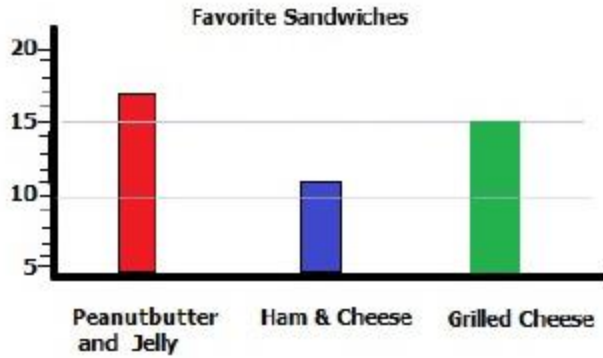
- a. How fun swimming is
- b. Summer Vacation Activities
- c. How many things people do
- d. Who likes to hike

2. How many more people liked grilled cheese than ham & cheese sandwiches?



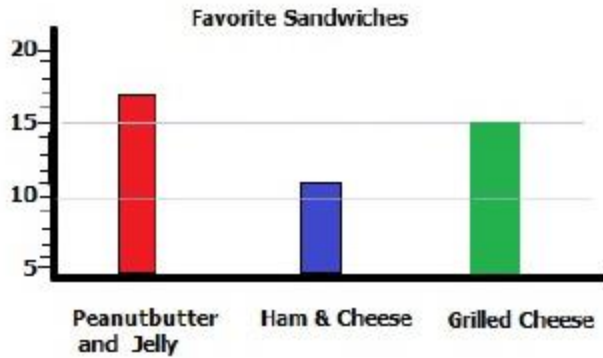
- a. 3
- b. 4
- c. 1
- d. 2

3. How many more people liked peanut butter and jelly than ham & cheese sandwiches?



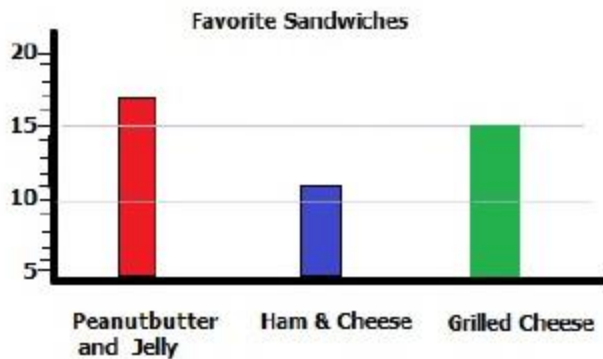
- a. 4
- b. 2
- c. 6
- d. 9

4. Which 2 sandwiches are liked the most?



- a. Peanut Butter & Jelly and Grilled Cheese
- b. Peanut Butter & Jelly and Ham & Cheese
- c. Grilled Cheese and Ham & Cheese

5. How many people told which sandwich they liked?



- a. 38
- b. 40
- c. 43
- d. 47

6. Which is the least favorite summer vacation activity?



- a. swimming
- b. fishing
- c. kicking
- d. biking

7. How many more people like to hike than fish?



- a. 15
- b. 10
- c. 20
- d. 5

8. What is the favorite summer activity?



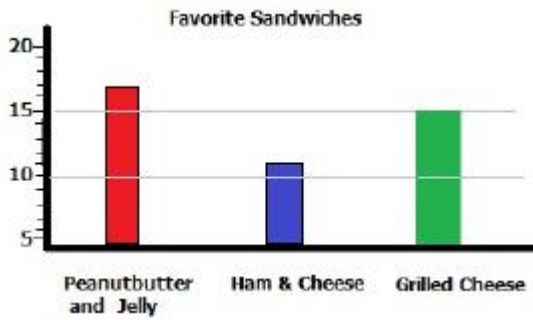
- a. swimming
- b. fishing
- c. hiking
- d. biking

9. How many people answered the question of what they like to do on their summer vacation?



- a. 92
- b. 97
- c. 100
- d. 79

10. How many total people liked grilled cheese or ham & cheese sandwiches the most?



- a. 12
- b. 26
- c. 4
- d. 16

- Answer 1: B
- Answer 2: B
- Answer 3: C
- Answer 4: A
- Answer 5: C
- Answer 6: B
- Answer 7: A
- Answer 8: C
- Answer 9: B
- Answer 10: B