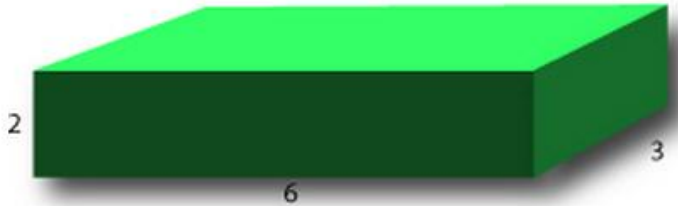


## 6.G.A.2 - Volume

### Completion

Complete each statement.

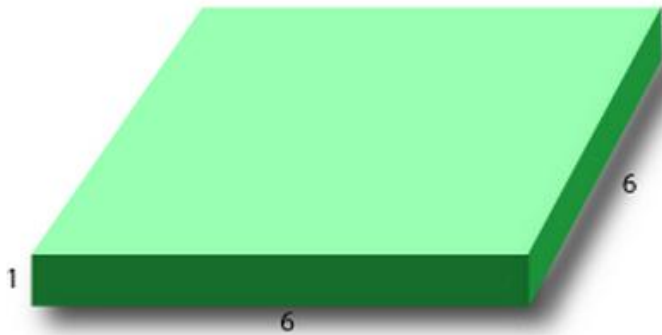
1. Find the volume of the following diagram:



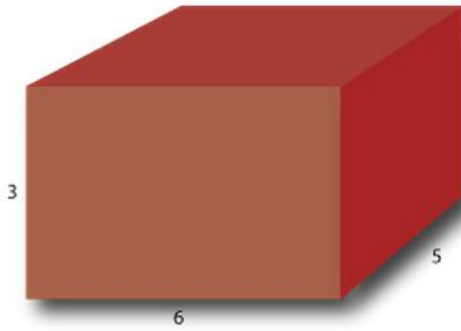
2. Find the Volume of the following:



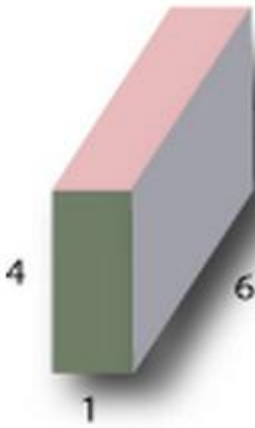
3. Find the Volume of the following:



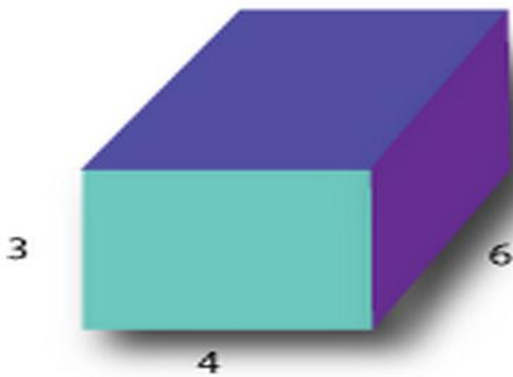
4. Find the Volume of the following:



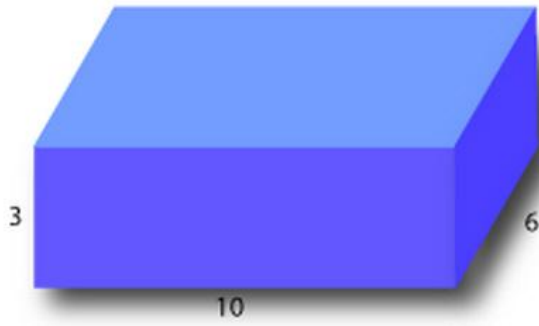
5. Find the Volume of the following:




6. Find the Volume of the following:



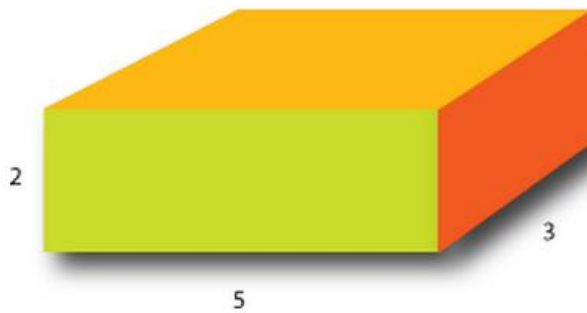
7. Find the Volume of the following:



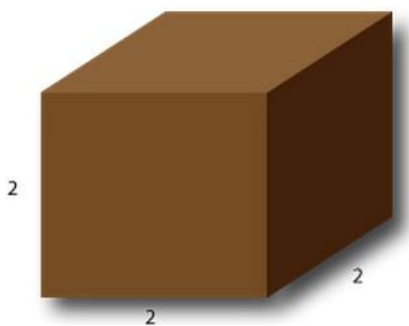
8. Find the Volume of the following:



9. Find the Volume of the following:



10. Find the Volume of the following:



Answer 1: 36

Answer 2: 18

Answer 3: 36

Answer 4: 90

Answer 5: 24

Answer 6: 72

Answer 7: 180

Answer 8: 40

Answer 9: 30

Answer 10: 8