

Name _____

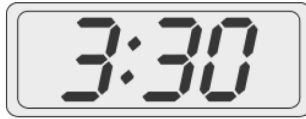
Date _____

Fill in the blanks.

1.



A



B

Clock _____ shows half past three.

2.



A



B

Clock _____ shows half past twelve.

3.



A



B

Clock _____ shows eleven o'clock.

4.



A



B

Clock _____ shows 8:30.

5.






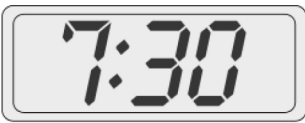





A



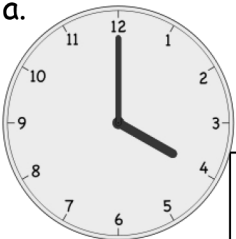
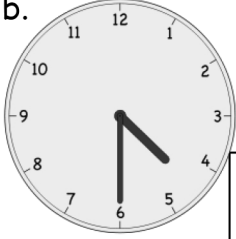
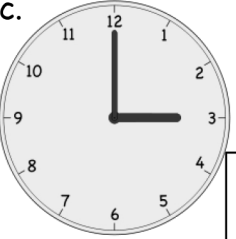

B

Clock _____ shows 5:00.

6. Write the time on the line under the clock.

<p>a.</p>  <p>_____</p>	<p>b.</p>  <p>_____</p>	<p>c.</p>  <p>_____</p>
<p>d.</p>  <p>_____</p>	<p>e.</p>  <p>_____</p>	<p>f.</p>  <p>_____</p>
<p>g.</p>  <p>_____</p>	<p>h.</p>  <p>_____</p>	<p>i.</p>  <p>_____</p>

7. Put a check (✓) next to the clock(s) that show 4 o'clock.

<p>a.</p>  <input data-bbox="320 1657 399 1757" type="checkbox"/>	<p>b.</p>  <input data-bbox="641 1657 719 1757" type="checkbox"/>	<p>c.</p>  <input data-bbox="960 1657 1038 1757" type="checkbox"/>	<p>d.</p>  <input data-bbox="1282 1657 1360 1757" type="checkbox"/>
---	--	---	--

Answer Key

1. B
2. B
3. A
4. A
5. B
6.
 - a. 1:00 or one o'clock
 - b. 11:30, eleven thirty, or half past 11 o'clock
 - c. 6:00 or six o'clock
 - d. Seven thirty or half past 7 o'clock
 - e. 5:30 or half past 5 o'clock
 - f. 2:30, two thirty, or half past 2 o'clock
 - g. 7:00 or seven o'clock
 - h. Eleven o'clock
 - i. 9:30, nine thirty, or half past 9 o'clock
7. Clocks (a.) and (d.)