

Name _____

Date _____

Collect information about things you own. Use tally marks or numbers to organize the data in the chart below.

How many pets do you have?	How many toothbrushes are in your home?	How many pillows are in your home?	How many jars of tomato sauce are in your home?	How many picture frames are in your home?

- Complete the question sentence frames to ask questions about your data.
- Answer your own questions.

1. How many _____ do you have? (Pick the item you have the **most** of.)

2. How many _____ do you have? (Pick the item you have the **least** of.)




3. **Together**, how many picture frames and pillows do you have?

4. Write and answer two more questions using the data you collected.

a. _____?

b. _____?

Students voted on their favorite type of museum to visit. Each student could only vote once. Answer the questions based on the data in the table.

Science Museum	
Art Museum	
History Museum	

5. How many students chose art museums? _____ students

6. How many students chose the art museum or the science museum?
_____ students

7. From this data, can you tell how many students are in this class? Explain your thinking.

Answer Key

1. Answers will vary.
2. Answers will vary.
3. Answers will vary.
4. Answers will vary.
5. 8
6. 14
7. Yes, explanations will vary.