

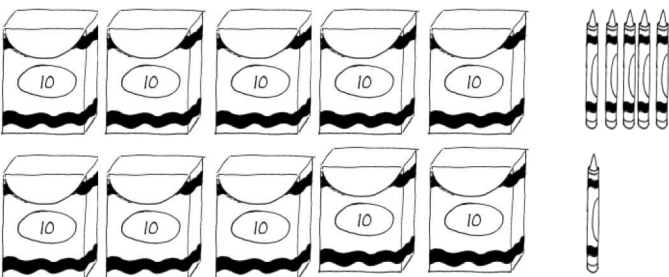
Name _____

Date _____

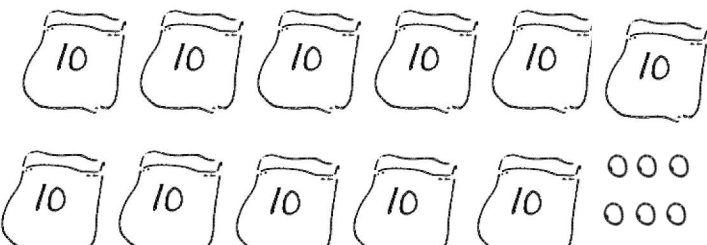
Count the objects. Fill in the place value chart and write the number on the line.

1. 

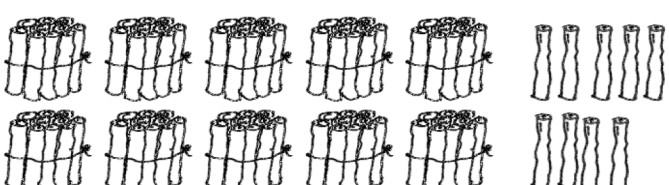
| | |
|------|------|
| tens | ones |
| | |

2. 

| | |
|------|------|
| tens | ones |
| | |

3. 

| | |
|------|------|
| tens | ones |
| | |

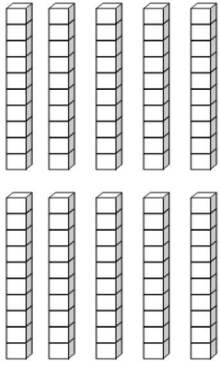
4. 

| | |
|------|------|
| tens | ones |
| | |

5. 

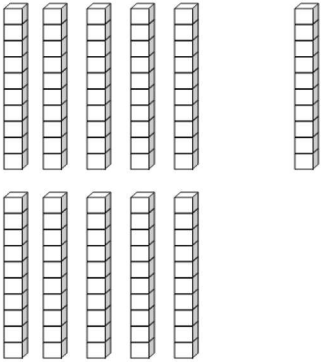
| | |
|------|------|
| tens | ones |
| | |

6.



| tens | ones |
|------|------|
| | |

7.



| tens | ones |
|------|------|
| | |

Use quick tens and ones to represent the following numbers. Write the number on the line.

8.

| tens | ones |
|------|------|
| 11 | 0 |

9.

| tens | ones |
|------|------|
| 10 | 5 |

Answer Key

1. 9, 6; 96
2. 10, 6; 106
3. 11, 6; 116
4. 10, 9; 109
5. 12, 0; 120
6. 10, 7; 107
7. 11, 0; 110
8. 110; 11 quick tens drawn
9. 105; 10 quick tens and 5 ones drawn