
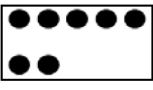

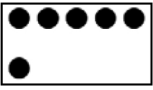




Name \_\_\_\_\_

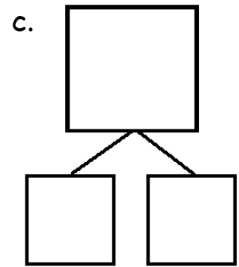
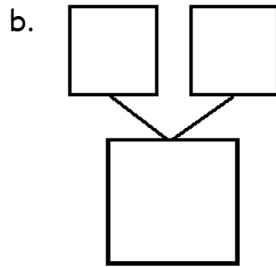
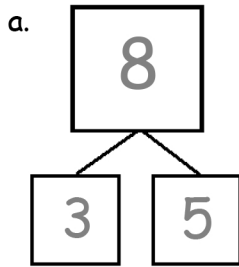
Date \_\_\_\_\_

1. Match the dots to show different ways to make 8. Then, draw a number bond for each pair.

a.  

b.  

c.  

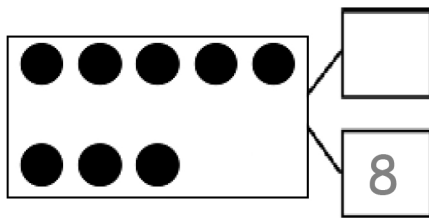



2. Show 2 ways to make 8. Use the number bonds above for help.





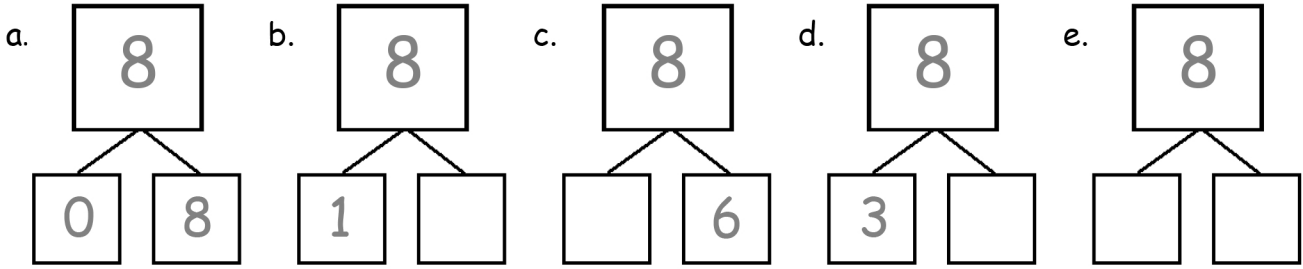
3. Fill in the missing number in the number bond. Write 2 addition sentences for the number bond you made. Notice where the equal sign is to make your sentence true.





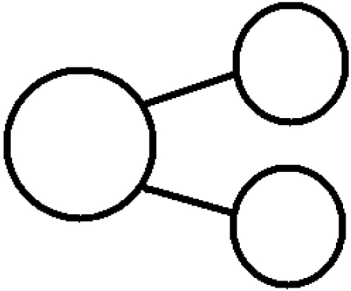


4. These number bonds are in an order starting with the smallest part first. Write to show which number bonds are missing.



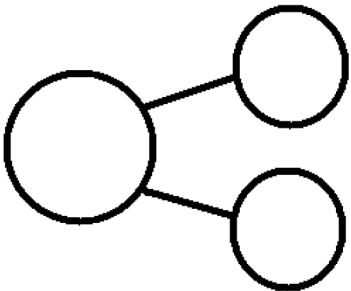
5. Use the expression to write a number bond and draw a picture that makes 8.

$$\boxed{2} + \boxed{6}$$



6. Use the expression to write a number bond and draw a picture that makes 8.

$$\boxed{0} + \boxed{8}$$



## Answer Key

1.
  - a. Answer provided
  - b. 2 matched to 6;  
2, 6, 8
  - c. 1 matched to 7;  
8, 1, 7
2. 5; answers will vary.
3. 0; 0, 8; 8, 8, 8, 0
4.
  - a. Answer provided
  - b. 7
  - c. 2
  - d. 5
  - e. 4, 4
5. 8, 2, 6; group of 2 and group of 6 objects drawn
6. 8, 0, 8; group of 8 objects drawn