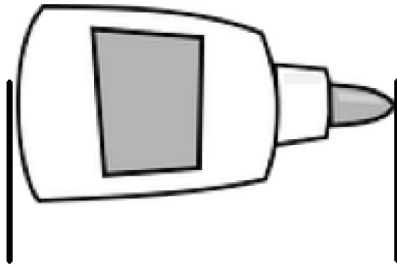


Name \_\_\_\_\_

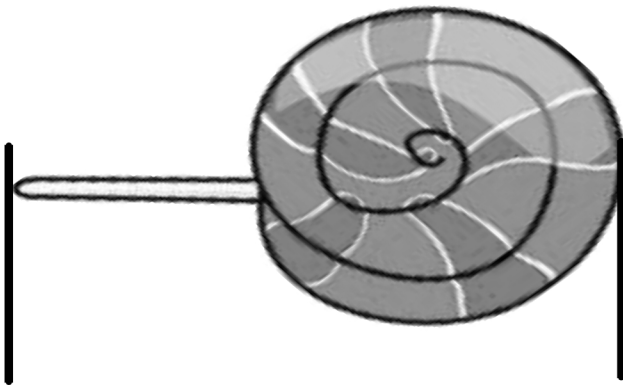
Date \_\_\_\_\_

Use the centimeter square at the bottom of the next page to measure the length of each object. Mark the endpoint of the square as you measure.

1. The picture of the glue is about \_\_\_\_\_ centimeters long.



2. The picture of the lollipop is about \_\_\_\_\_ centimeters long.

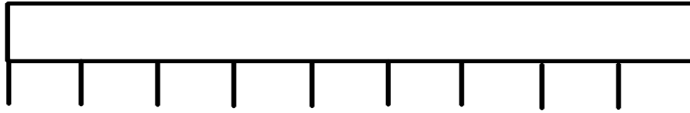


3. The picture of the scissors is about \_\_\_\_\_ centimeters long.



4. Samantha used a centimeter cube and the mark and move forward strategy to measure these ribbons. Use her work to answer the following questions.

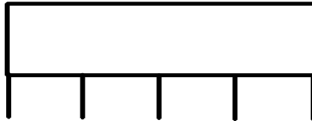
Red Ribbon



Blue Ribbon



Yellow Ribbon



a. How long is the red ribbon? \_\_\_\_\_ centimeters long.

b. How long is the blue ribbon? \_\_\_\_\_ centimeters long.

c. How long is the yellow ribbon? \_\_\_\_\_ centimeters long.

d. Which ribbon is the longest?    Red            Blue            Yellow

e. Which ribbon is the shortest?    Red            Blue            Yellow

f. The total length of all the ribbons is \_\_\_\_\_ centimeters.

---

Cut out this centimeter square to measure the length of the glue bottle, lollipop, and scissors.



## Answer Key

1. 5
2. 8
3. 7

4.
  - a. 9
  - b. 6
  - c. 4
  - d. Red
  - e. Yellow
  - f. 19