



Name \_\_\_\_\_

Date \_\_\_\_\_


1. A beaker is considered full when the liquid reaches the fill line shown near the top. Estimate the amount of water in the beaker by shading the drawing as indicated. The first one is done for you.



1 half



1 fifth



1 sixth

2. Danielle cut her candy bar into equal pieces as shown in the rectangles below. In the blanks below, name the fraction of candy bar represented by the shaded part.



\_\_\_\_\_




\_\_\_\_\_




\_\_\_\_\_


3. Each circle represents 1 whole pie. Estimate to show how you would cut the pie into fractional units as indicated below.



halves




thirds




sixths


4. Each rectangle represents 1 sheet of paper. Estimate to draw lines to show how you would cut the paper into fractional units as indicated below.



halves




fourths



eighths

5. Each rectangle represents 1 sheet of paper. Estimate to draw lines to show how you would cut the paper into fractional units as indicated below.



sixths



thirds

6. Yuri has a rope 12 meters long. He cuts it into pieces that are each 2 meters long. What fraction of the rope is one piece? Draw a picture. (You might fold a strip of paper to help you model the problem.)

7. Dawn bought 12 grams of chocolate. She ate half of the chocolate. How many grams of chocolate did she eat?

## Answer Key

1. Answer provided; 1 fifth shaded; 1 sixth shaded
2. 1 third; 1 fourth; 1 seventh
3. Halves are shown; thirds are shown; sixths are shown
4. Lines drawn to show halves; lines drawn to show fourths; lines drawn to show eighths
5. Lines drawn to show sixths; lines drawn to show thirds
6. 1 sixth; picture drawn to show 6 equal parts
7. 6 grams