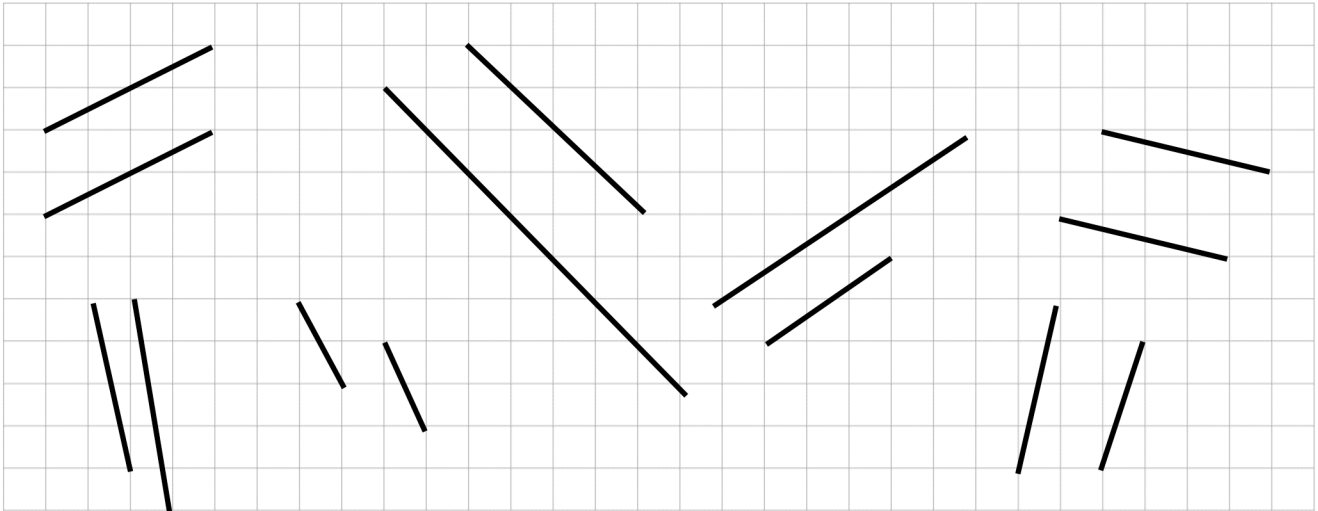


Name _____

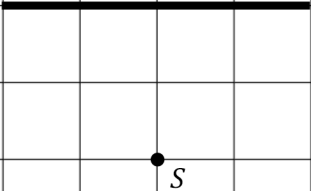

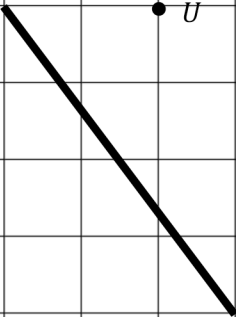

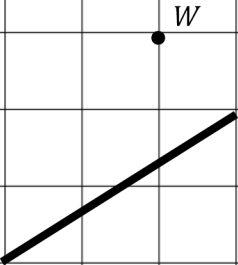
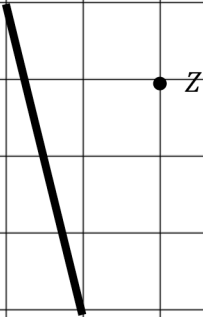
Date _____

1. Use your right angle template and straightedge to draw at least three sets of parallel lines in the space below.

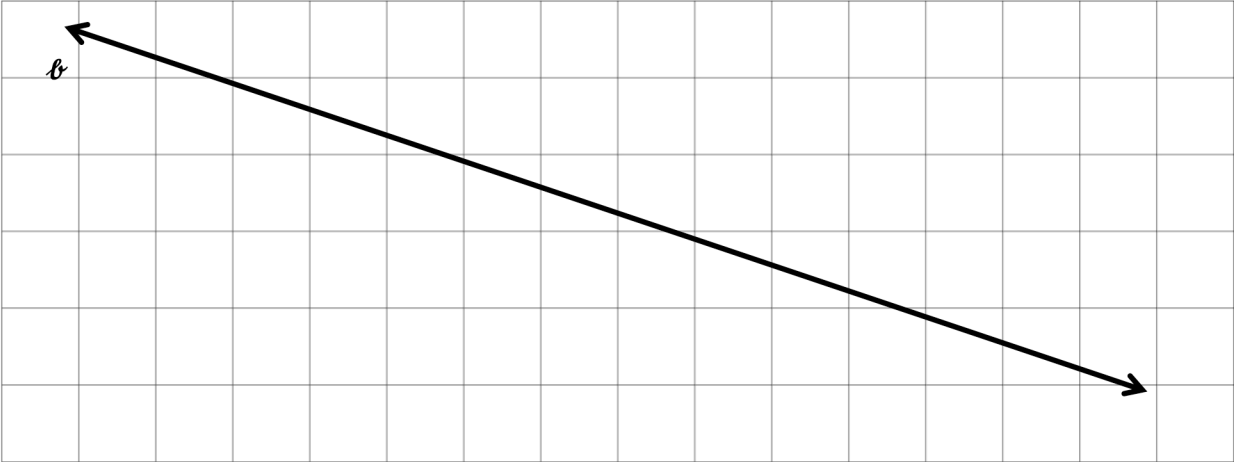
2. Circle the segments that are parallel.



3. Use your straightedge to draw a segment parallel to each segment through the given point.

<p>a.</p> 	<p>b.</p> 	<p>c.</p> 
<p>d.</p> 	<p>e.</p> 	<p>f.</p> 

4. Draw 2 different lines parallel to line ℓ .



Answer Key

1. 4 sets of parallel lines drawn
2. Five sets of parallel segments circled
3.
 - a. Parallel segment drawn through point S
 - b. Parallel segment drawn through point T
 - c. Parallel segment drawn through point U
 - d. Parallel segment drawn through point V
 - e. Parallel segment drawn through point W
 - f. Parallel segment drawn through point Z
4. Parallel lines drawn