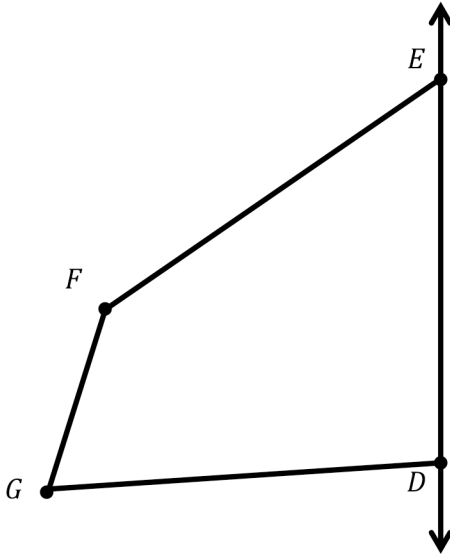


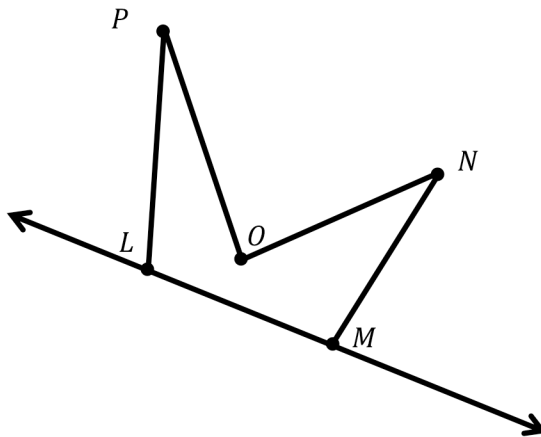
Name _____

Date _____


1. Draw to create a figure that is symmetric about \overleftrightarrow{DE} .



2. Draw to create a figure that is symmetric about \overleftrightarrow{LM} .



3. Complete the following construction in the space below.
- Plot 3 non-collinear points, G , H , and I .
 - Draw \overline{GH} , \overline{HI} , and \overrightarrow{IG} .
 - Plot point J , and draw the remaining sides, such that quadrilateral $GHIJ$ is symmetric about \overrightarrow{IG} .



4. In the space below, use your tools to draw a symmetric figure around a line.

Answer Key

1. Symmetric figure drawn
2. Symmetric figure drawn
3.
 - a. Answers will vary.
 - b. Accurate \overline{DE} , \overline{EF} , and \overleftrightarrow{DF} drawn
 - c. Answers will vary.
4. Explanations will vary.