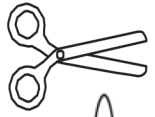


Name \_\_\_\_\_

# Benton Bumblebee



Cut.




Glue in order.



1	2	3	4
---	---	---	---




Benton is happy.



Benton is in love.



Oh no, it's Frickster!



Benton has been painted.

## How To Use This Sheet

1. Call attention to the pictures on the worksheet.
2. Read the short story below.

Benton the Bumblebee was having an especially happy day until along came Frickster the Trickster with a bucket of paint. Frickster dumped it all over Benton's face ruining his happy day. Luckily, Lucy the Lovelybee saw Benton's predicament and helped clean him. Now that the paint is out of Benton's eyes, he can't help but to notice how pretty Lucy is.

3. Discuss the sequence of the story.
4. Discuss the pictures and how they show the sequence of the story.
5. Instruct the students to cut out the pictures and paste them in the proper order.

## Answer Key:

